



NATA LIGHTING CO.,LTD.  
www.nata.cn  
Email:info@nata.com  
Tel:+86-750-3770000 Fax:+86-750-3771111  
Address:380JinOu Road,GaoXin Zone,Jiang Men City,Guangdong,China

---

## NATA

---

Client:

LumCAT: 1-1379-L

Luminaire: 92.70.410.00

Report No: 2023626-B010

Ballast type: AC

Test No: 2023626-C010

Voltage(V): 35.280

LampCAT: FORTIMO SLM C 1203

Current(A): 0.282

Lamp flux(lm): 1100.8

Power (W): 9.948

Number of Lamps: 1

PF: 0.000

Length(mm): 0

Width(mm): 0

Phm Type: C

Height(mm): 0

---

## Photometric Results

---

Lumens(lm): 1011.64, Efficiency(%): 91.90% , Luminous Efficacy(lm/W): 101.69

Central intensity(cd): 2544.688, Maximum intensity(cd): 2544.688

Angle of maximum intensity: C=0.0  $\gamma$ =0.0

Beam Angle(50%Imax): [C0/180]Total=34.8

[C90/270]Total=34.8

Field angle(10%Imax): [C0/180]Total=59.6

[C90/270]Total=59.6

Maximum s/h(1/2): C0\_180=0.58 C90\_270=0.58

Maximum s/h(1/4): C0\_180=0.57 C90\_270=0.57

Up flux rate of lamp(%): 0.00%

Down flux rate of lamp(%): 91.90%

Up flux rate of LUM(%): - -

Down flux rate of LUM(%): 100.00%

CIE Type : Direct lighting

Output flux ratio in  $\pi$  solid angle : 98.073%

$\gamma(^{\circ})$	Average I(cd)	Zonal F(lm)	Sum F(lm)	Eff Flux(%)	Eff Sum(%)
0.0	2544.688	0.000	0	0.00%	0.00%
1.0	2540.329	2.433	2.433	0.22%	0.24%
2.0	2529.673	7.277	9.71	0.66%	0.96%
3.0	2513.759	12.062	21.772	1.10%	2.15%
4.0	2486.359	16.737	38.509	1.52%	3.81%
5.0	2453.493	21.251	59.76	1.93%	5.91%
6.0	2407.965	25.548	85.308	2.32%	8.43%
7.0	2355.448	29.566	114.875	2.69%	11.36%
8.0	2291.653	33.258	148.133	3.02%	14.64%
9.0	2217.479	36.544	184.677	3.32%	18.26%
10.0	2132.857	39.369	224.046	3.58%	22.15%
11.0	2036.611	41.662	265.708	3.78%	26.27%
12.0	1937.874	43.447	309.155	3.95%	30.56%
13.0	1823.846	44.642	353.797	4.06%	34.97%
14.0	1709.748	45.230	399.027	4.11%	39.44%
15.0	1596.204	45.386	444.412	4.12%	43.93%
16.0	1465.777	44.867	489.279	4.08%	48.36%
17.0	1314.440	43.295	532.574	3.93%	52.64%
18.0	1216.395	41.728	574.302	3.79%	56.77%
19.0	1083.962	40.022	614.324	3.64%	60.73%
20.0	996.261	38.074	652.398	3.46%	64.49%
21.0	896.708	36.349	688.746	3.30%	68.08%
22.0	808.010	34.257	723.003	3.11%	71.47%
23.0	713.660	31.929	754.932	2.90%	74.62%
24.0	627.433	29.321	784.253	2.66%	77.52%
25.0	549.412	26.759	811.012	2.43%	80.17%
26.0	472.900	24.132	835.144	2.19%	82.55%
27.0	403.182	21.434	856.577	1.95%	84.67%
28.0	342.127	18.870	875.447	1.71%	86.54%
29.0	298.273	16.755	892.202	1.52%	88.19%
30.0	241.964	14.586	906.788	1.33%	89.64%
31.0	195.855	12.184	918.972	1.11%	90.84%
32.0	162.193	10.258	929.23	0.93%	91.85%
33.0	114.540	8.153	937.382	0.74%	92.66%
34.0	88.808	6.154	943.536	0.56%	93.27%
35.0	71.212	4.970	948.506	0.45%	93.76%
36.0	59.920	4.175	952.681	0.38%	94.17%
37.0	51.562	3.636	956.317	0.33%	94.53%

$\gamma(^{\circ})$	Average I(cd)	Zonal F(lm)	Sum F(lm)	Eff Flux(%)	Eff Sum(%)
38.0	44.940	3.221	959.538	0.29%	94.85%
39.0	39.723	2.890	962.428	0.26%	95.14%
40.0	35.184	2.612	965.04	0.24%	95.39%
41.0	31.517	2.375	967.416	0.22%	95.63%
42.0	28.154	2.168	969.584	0.20%	95.84%
43.0	25.442	1.985	971.569	0.18%	96.04%
44.0	22.909	1.825	973.394	0.17%	96.22%
45.0	20.765	1.678	975.072	0.15%	96.39%
46.0	19.021	1.556	976.628	0.14%	96.54%
47.0	17.499	1.452	978.081	0.13%	96.68%
48.0	16.364	1.369	979.45	0.12%	96.82%
49.0	15.291	1.300	980.75	0.12%	96.95%
50.0	14.364	1.236	981.986	0.11%	97.07%
51.0	13.527	1.180	983.166	0.11%	97.19%
52.0	12.842	1.132	984.298	0.10%	97.30%
53.0	12.240	1.091	985.389	0.10%	97.41%
54.0	11.652	1.053	986.442	0.10%	97.51%
55.0	11.168	1.019	987.46	0.09%	97.61%
56.0	10.704	0.988	988.449	0.09%	97.71%
57.0	10.275	0.959	989.408	0.09%	97.80%
58.0	9.908	0.933	990.341	0.08%	97.89%
59.0	9.562	0.910	991.251	0.08%	97.98%
60.0	9.258	0.889	992.141	0.08%	98.07%
61.0	8.967	0.870	993.01	0.08%	98.16%
62.0	8.677	0.850	993.86	0.08%	98.24%
63.0	8.400	0.831	994.691	0.08%	98.32%
64.0	8.158	0.812	995.503	0.07%	98.41%
65.0	7.922	0.796	996.299	0.07%	98.48%
66.0	7.694	0.779	997.078	0.07%	98.56%
67.0	7.487	0.763	997.842	0.07%	98.64%
68.0	7.307	0.749	998.591	0.07%	98.71%
69.0	7.120	0.736	999.327	0.07%	98.78%
70.0	6.926	0.721	1000.048	0.07%	98.85%
71.0	6.746	0.707	1000.755	0.06%	98.92%
72.0	6.580	0.693	1001.448	0.06%	98.99%
73.0	6.407	0.679	1002.127	0.06%	99.06%
74.0	6.241	0.665	1002.792	0.06%	99.13%
75.0	6.075	0.651	1003.443	0.06%	99.19%

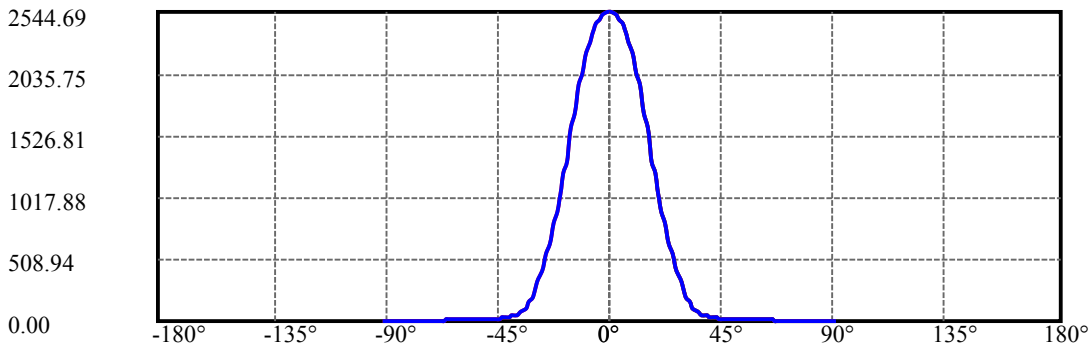
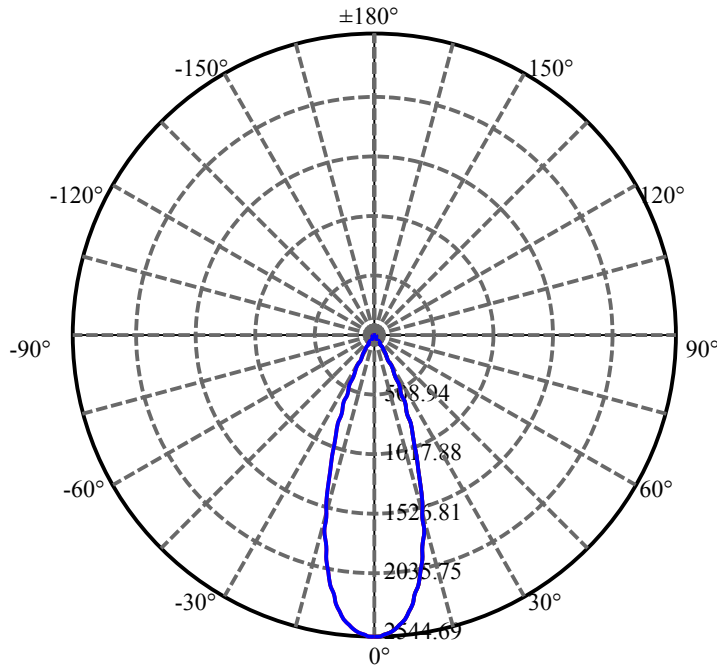
$\gamma(^{\circ})$	Average I(cd)	Zonal F(lm)	Sum F(lm)	Eff Flux(%)	Eff Sum(%)
76.0	5.902	0.636	1004.079	0.06%	99.25%
77.0	5.743	0.621	1004.7	0.06%	99.31%
78.0	5.598	0.607	1005.307	0.06%	99.37%
79.0	5.425	0.592	1005.899	0.05%	99.43%
80.0	5.279	0.577	1006.476	0.05%	99.49%
81.0	5.162	0.565	1007.041	0.05%	99.55%
82.0	5.044	0.553	1007.594	0.05%	99.60%
83.0	4.926	0.542	1008.136	0.05%	99.65%
84.0	4.795	0.530	1008.666	0.05%	99.71%
85.0	4.698	0.518	1009.184	0.05%	99.76%
86.0	4.587	0.508	1009.691	0.05%	99.81%
87.0	4.504	0.498	1010.189	0.05%	99.86%
88.0	4.428	0.489	1010.678	0.04%	99.91%
89.0	4.373	0.482	1011.161	0.04%	99.95%
90.0	4.352	0.478	1011.639	0.04%	100.00%

ZONAL LUMEN SUMMARY

Zone	Lumens	%Lamp	%Fixt
0-30	906.79	82.38%	89.64%
0-40	965.04	87.67%	95.39%
0-60	992.14	90.13%	98.07%
0-90	1011.16	91.86%	99.95%
0-120	1011.16	91.86%	99.95%
0-180	1011.64	91.90%	100.00%
60-90	19.02	1.73%	1.88%
90-120	0.00	0.00%	0.00%
90-130	0.00	0.00%	0.00%
90-150	0.00	0.00%	0.00%
90-180	0.00	0.00%	0.00%
0-24.94	809.31	73.52%	80.00%

ZONAL LUMEN SUMMARY

0-10	224.05
10-20	428.35
20-30	254.39
30-40	58.25
40-50	16.95
50-60	10.15
60-70	7.91
70-80	6.43
80-90	4.68
90-100	0.00
100-110	0.00
110-120	0.00
120-130	0.00
130-140	0.00
140-150	0.00
150-160	0.00
160-170	0.00
170-180	0.00



C0(Max): —————

C0/C180: —————

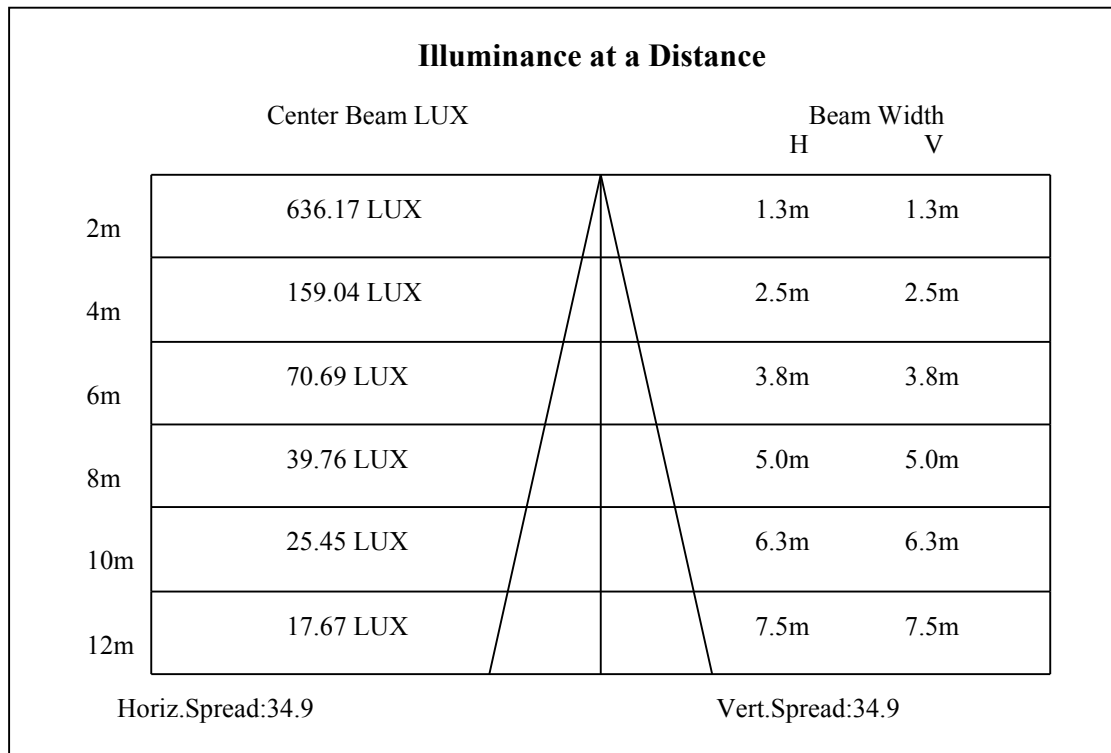
C90/C270: —————

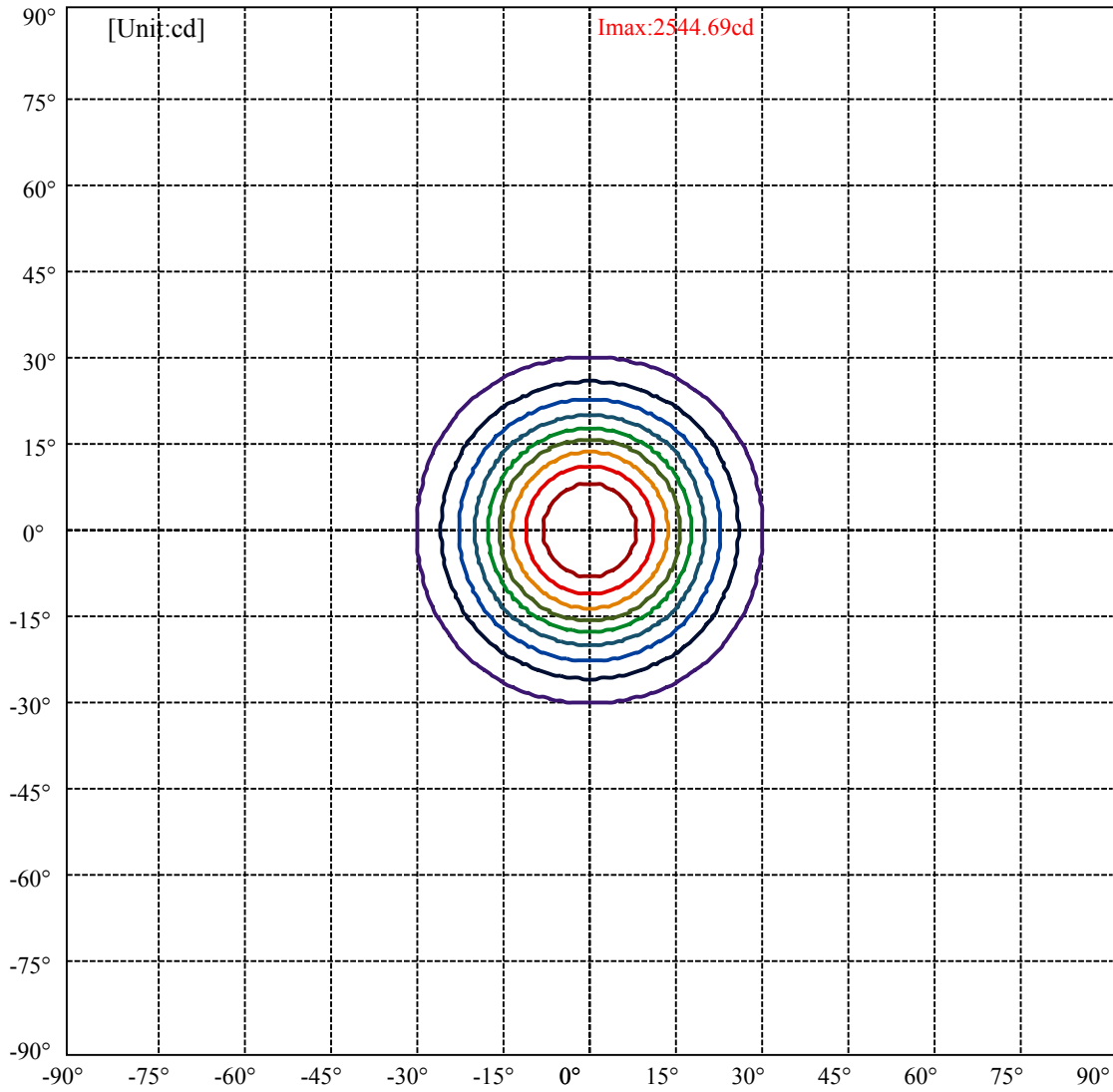
Field angle(10%Imax):C0/180Left:29.8 Right:29.8

:C90/270Left:29.8 Right:29.8

Beam Angle(50%Imax):C0/180Left:17.4 Right:17.4

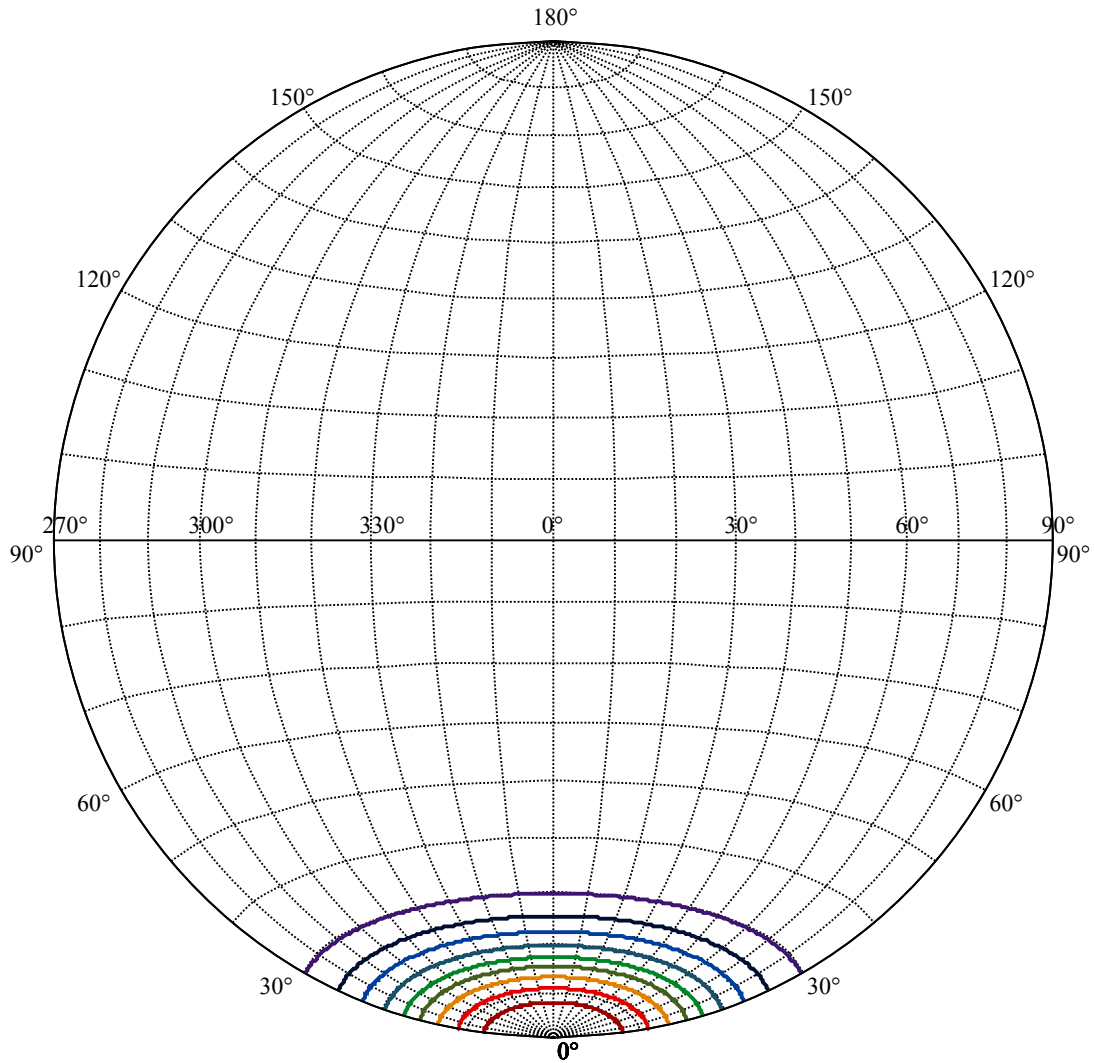
:C90/270Left:17.4 Right:17.4





(10%Imax) 254.469	—
(20%Imax) 508.938	—
(30%Imax) 763.406	—
(40%Imax) 1017.88	—
(50%Imax) 1272.34	—
(60%Imax) 1526.81	—
(70%Imax) 1781.28	—
(80%Imax) 2035.75	—
(90%Imax) 2290.22	—





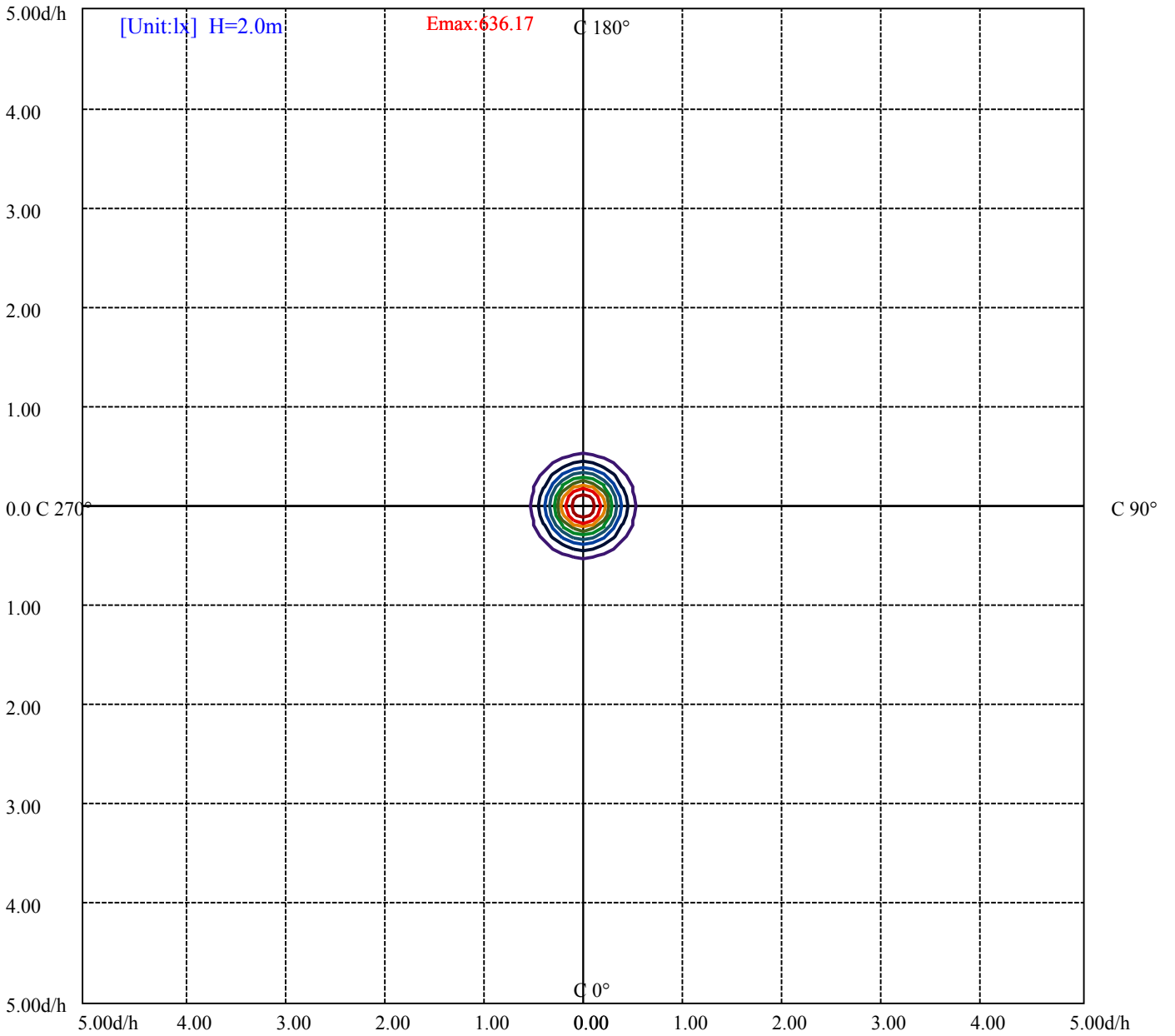
House

[Unit:cd]

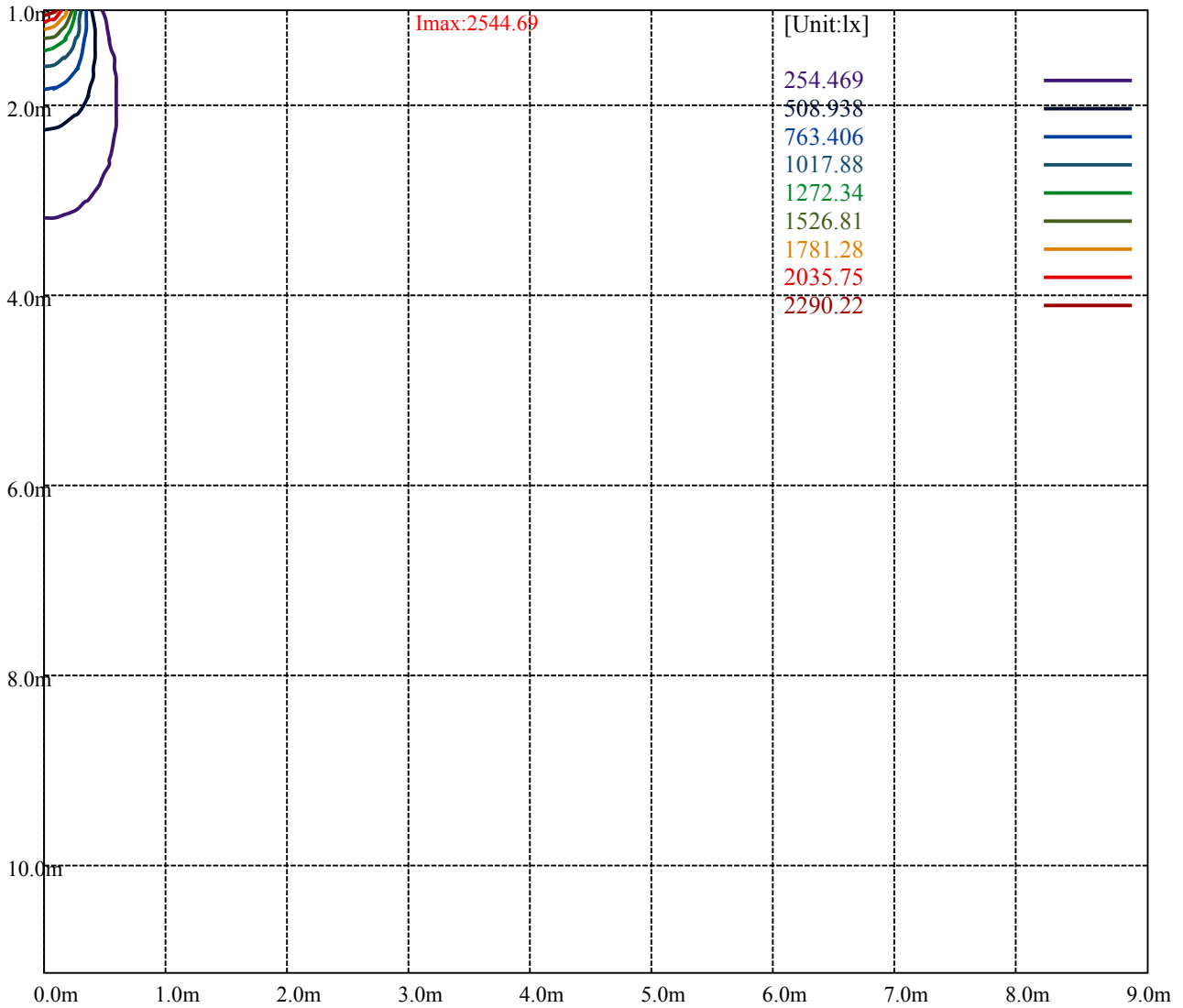
Road

Imax:2544.69

(10%Imax)	254.469	—
(20%Imax)	508.938	—
(30%Imax)	763.406	—
(40%Imax)	1017.88	—
(50%Imax)	1272.34	—
(60%Imax)	1526.81	—
(70%Imax)	1781.28	—
(80%Imax)	2035.75	—
(90%Imax)	2290.22	—



(10%Emax) 63.61725	—
(20%Emax) 127.2343	—
(30%Emax) 190.8515	—
(40%Emax) 254.4675	—
(50%Emax) 318.085	—
(60%Emax) 381.7025	—
(70%Emax) 445.32	—
(80%Emax) 508.9375	—
(90%Emax) 572.555	—



Luminance Table

$\gamma$	45	50	55	60	65	70	75	80	85
C0	0	0	0	0	0	0	0	0	0
C45	0	0	0	0	0	0	0	0	0
C90	0	0	0	0	0	0	0	0	0

L(Hor)(65)	L(Ver)(65)	L45(65)	L(Hor)(75)	L(Ver)(75)	L45(75)	L(Hor)(85)	L(Ver)(85)	L45(85)
0	0	0	0	0	0	0	0	0

Glare Table

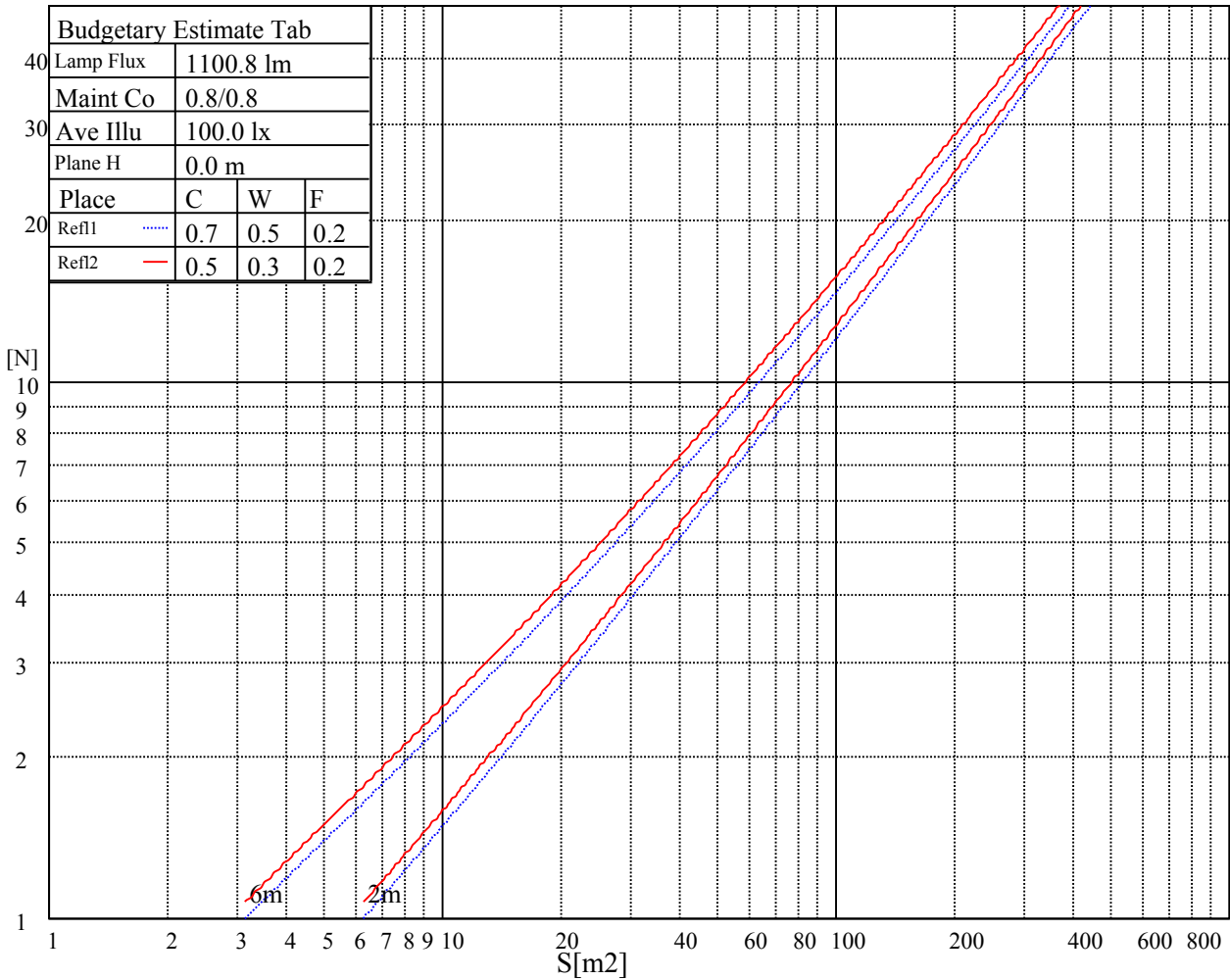
Glare	Quality	Service Values Illuminance(lx)							
1.15	A	2000	1000	500	<=300				
1.5	B		2000	1000	500	<=300			
1.85	C			2000	1000	500	<=300		
2.2	D				2000	1000	500	<=300	
2.55	E					2000	1000	500	<=300
		a	b	c	d	e	f	g	h

Luminance Limiting Curve

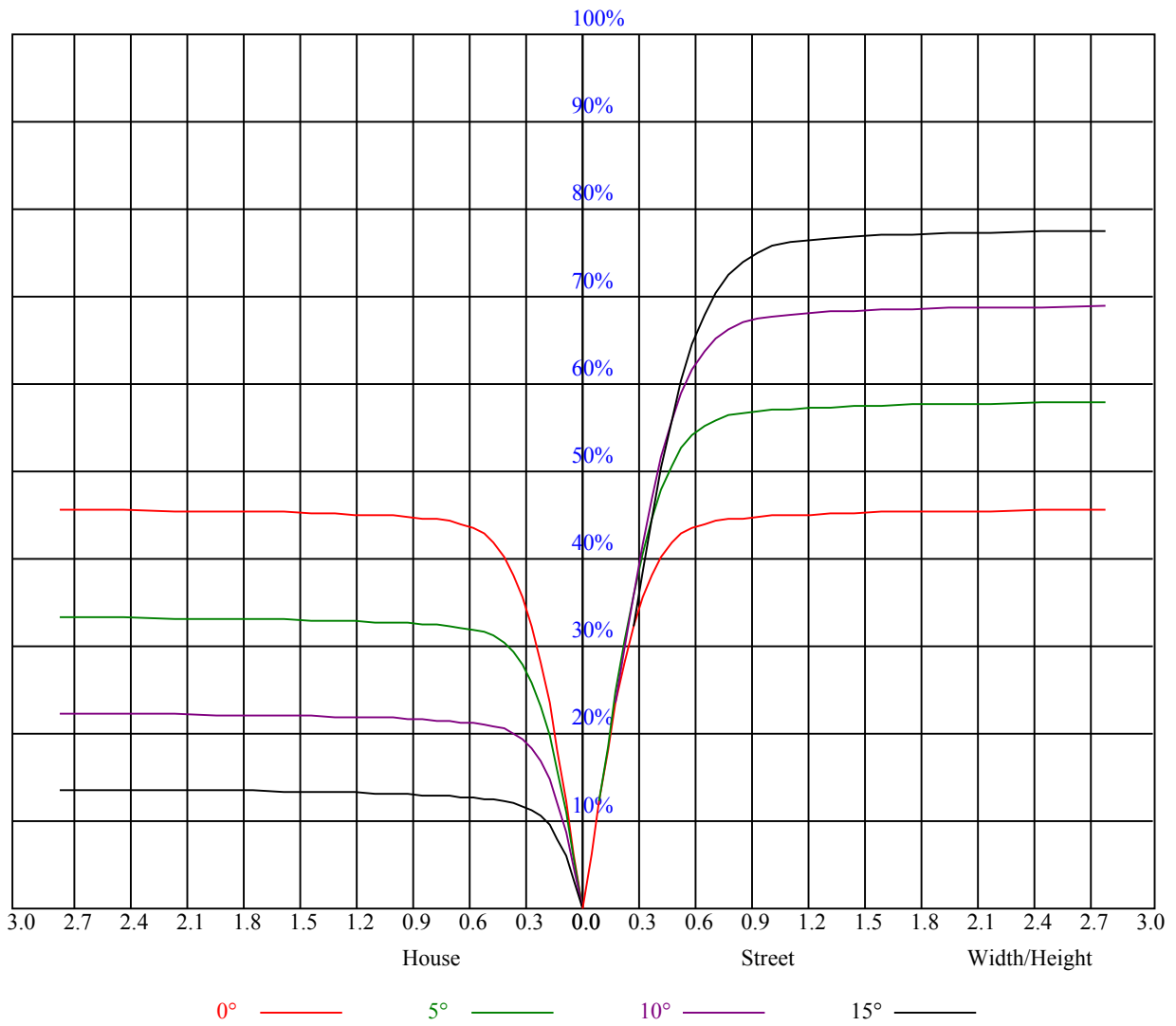


Illumination assessment according UGR											
Rf of Ceiling	70	70	50	50	30	70	70	50	50	30	
Rf of Wall	50	30	50	30	30	50	30	50	30	30	
Rf of Floor	20	20	20	20	20	20	20	20	20	20	
Room dimensions		Viewed crosswise					Viewed endwise				
X	Y										
2H	2H	非数字	非数字	非数字	非数字	非数字	非数字	非数字	非数字	非数字	
	3H	非数字	非数字	非数字	非数字	非数字	非数字	非数字	非数字	非数字	
	4H	非数字	非数字	非数字	非数字	非数字	非数字	非数字	非数字	非数字	
	6H	非数字	非数字	非数字	非数字	非数字	非数字	非数字	非数字	非数字	
	8H	非数字	非数字	非数字	非数字	非数字	非数字	非数字	非数字	非数字	
4H	12H	非数字	非数字	非数字	非数字	非数字	非数字	非数字	非数字	非数字	
	2H	非数字	非数字	非数字	非数字	非数字	非数字	非数字	非数字	非数字	
	3H	非数字	非数字	非数字	非数字	非数字	非数字	非数字	非数字	非数字	
	4H	非数字	非数字	非数字	非数字	非数字	非数字	非数字	非数字	非数字	
	6H	非数字	非数字	非数字	非数字	非数字	非数字	非数字	非数字	非数字	
8H	8H	非数字	非数字	非数字	非数字	非数字	非数字	非数字	非数字	非数字	
	12H	非数字	非数字	非数字	非数字	非数字	非数字	非数字	非数字	非数字	
	4H	非数字	非数字	非数字	非数字	非数字	非数字	非数字	非数字	非数字	
	6H	非数字	非数字	非数字	非数字	非数字	非数字	非数字	非数字	非数字	
	8H	非数字	非数字	非数字	非数字	非数字	非数字	非数字	非数字	非数字	
12H	12H	非数字	非数字	非数字	非数字	非数字	非数字	非数字	非数字	非数字	
	4H	非数字	非数字	非数字	非数字	非数字	非数字	非数字	非数字	非数字	
	6H	非数字	非数字	非数字	非数字	非数字	非数字	非数字	非数字	非数字	
8H	非数字	非数字	非数字	非数字	非数字	非数字	非数字	非数字	非数字		
Variation with the observer position at spacings:											
S = 1.0H		非数字/非数字					非数字/非数字				
S = 1.5H		非数字/非数字					非数字/非数字				
S = 2.0H		非数字/非数字					非数字/非数字				
Standard tables:		BK0					BK0				
Uncorrected UGR		负无穷大					负无穷大				

UGR calculation is based on CIE Publ. 117 ,S/H = 0.25



RHOCC	80			70			50			30			10			0
RHOW	50	30	10	50	30	10	50	30	10	50	30	10	50	30	10	0
RCR	COEFFICIENTS OF UTILIZATION RHOF=20 CU															
0	1.09	1.09	1.09	1.07	1.07	1.07	1.02	1.02	1.02	0.98	0.98	0.98	0.94	0.94	0.94	0.92
1	1.03	1.00	0.99	1.01	0.99	0.97	0.97	0.95	0.94	0.93	0.92	0.91	0.90	0.89	0.89	0.87
2	0.97	0.93	0.91	0.95	0.92	0.90	0.92	0.90	0.88	0.90	0.88	0.86	0.87	0.86	0.84	0.83
3	0.92	0.88	0.85	0.90	0.87	0.84	0.88	0.85	0.83	0.86	0.83	0.81	0.84	0.82	0.80	0.79
4	0.87	0.83	0.80	0.86	0.82	0.79	0.84	0.81	0.78	0.82	0.80	0.77	0.81	0.78	0.76	0.75
5	0.83	0.79	0.75	0.82	0.78	0.75	0.81	0.77	0.74	0.79	0.76	0.74	0.78	0.75	0.73	0.72
6	0.79	0.75	0.72	0.79	0.74	0.71	0.77	0.74	0.71	0.76	0.73	0.70	0.75	0.72	0.70	0.69
7	0.76	0.72	0.68	0.76	0.71	0.68	0.74	0.71	0.68	0.73	0.70	0.67	0.72	0.69	0.67	0.66
8	0.73	0.69	0.65	0.73	0.68	0.65	0.72	0.68	0.65	0.71	0.67	0.65	0.70	0.67	0.65	0.63
9	0.70	0.66	0.63	0.70	0.66	0.63	0.69	0.65	0.62	0.68	0.65	0.62	0.68	0.64	0.62	0.61
10	0.68	0.63	0.60	0.67	0.63	0.60	0.67	0.63	0.60	0.66	0.62	0.60	0.65	0.62	0.60	0.59





Intensity data(cd)

C/γ(°)	0.0	1.0	2.0	3.0	4.0	5.0	6.0	7.0	8.0
0.0	2550.64	2551.75	2540.67	2528.50	2510.78	2482.00	2434.40	2390.67	2331.44
45.0	2545.66	2548.42	2554.51	2553.41	2540.67	2519.09	2487.54	2443.25	2389.01
90.0	2544.00	2542.34	2526.84	2508.02	2479.79	2436.06	2369.63	2300.44	2228.48
135.0	2538.46	2536.80	2519.64	2503.59	2462.07	2418.90	2371.85	2315.39	2235.12
180.0	2550.64	2546.21	2540.12	2520.19	2490.86	2447.13	2401.18	2349.70	2273.87
225.0	2545.66	2525.73	2505.25	2469.82	2433.29	2400.63	2340.29	2282.17	2212.98
270.0	2544.00	2541.23	2528.50	2514.11	2483.11	2457.64	2421.11	2372.40	2324.24
315.0	2538.46	2530.16	2521.85	2512.44	2490.30	2466.50	2437.72	2389.56	2338.08
360.0	2550.64	2551.75	2540.67	2528.50	2510.78	2482.00	2434.40	2390.67	2331.44
C/γ(°)	9.0	10.0	11.0	12.0	13.0	14.0	15.0	16.0	17.0
0.0	2253.94	2178.66	2095.63	2002.64	1875.88	1769.60	1662.21	1549.29	1411.46
45.0	2313.73	2243.43	2158.18	2041.94	1946.18	1838.24	1724.76	1579.74	1464.60
90.0	2144.34	2026.99	1922.93	1816.65	1705.39	1565.34	1447.44	1221.05	1079.56
135.0	2155.41	2048.58	1950.61	1844.88	1712.03	1596.90	1481.21	1362.20	1217.17
180.0	2205.23	2128.29	2015.92	1917.39	1780.67	1673.84	1563.68	1451.87	1305.74
225.0	2118.88	2035.30	1919.61	1817.20	1711.48	1578.08	1465.71	1356.66	1082.88
270.0	2267.78	2210.77	2116.67	2030.87	1941.75	1841.56	1713.14	1602.98	1488.96
315.0	2280.51	2190.84	2113.35	2031.42	1917.39	1814.44	1711.48	1602.43	1465.15
360.0	2253.94	2178.66	2095.63	2002.64	1875.88	1769.60	1662.21	1549.29	1411.46
C/γ(°)	18.0	19.0	20.0	21.0	22.0	23.0	24.0	25.0	26.0
0.0	1219.38	1077.68	1051.28	949.70	855.21	750.21	672.77	597.93	507.04
45.0	1347.25	1236.54	1095.95	988.56	891.69	782.64	701.83	608.28	536.87
90.0	1079.56	949.87	855.77	771.24	693.80	599.59	528.46	462.37	400.70
135.0	1106.46	1002.40	904.98	792.61	711.79	633.74	535.21	463.81	397.94
180.0	1192.81	1078.79	970.85	852.39	766.04	679.13	600.53	508.09	435.02
225.0	1082.88	1006.66	910.46	819.79	736.48	634.52	556.08	482.68	399.65
270.0	1347.25	1240.97	1102.03	999.08	903.32	813.09	710.13	633.74	557.91
315.0	1355.55	1078.79	1078.79	1000.29	905.75	816.35	714.45	638.39	548.06
360.0	1219.38	1077.68	1051.28	949.70	855.21	750.21	672.77	597.93	507.04
C/γ(°)	27.0	28.0	29.0	30.0	31.0	32.0	33.0	34.0	35.0
0.0	437.02	375.91	318.89	255.35	209.79	168.05	131.96	96.59	77.16
45.0	471.00	394.62	342.03	293.87	282.25	282.25	150.17	118.46	91.55
90.0	332.95	281.25	234.48	179.40	142.26	111.09	81.15	66.92	56.29
135.0	324.32	283.36	283.36	165.89	129.86	100.52	79.76	63.93	56.35
180.0	358.08	305.50	280.03	280.03	150.62	117.68	91.39	70.35	60.50
225.0	340.92	278.04	228.78	184.38	135.78	104.01	80.76	66.81	56.63
270.0	484.29	406.24	347.57	292.77	280.03	221.75	147.07	114.58	83.31
315.0	476.87	412.11	351.05	284.02	236.25	192.19	154.05	112.81	87.90
360.0	437.02	375.91	318.89	255.35	209.79	168.05	131.96	96.59	77.16
C/γ(°)	36.0	37.0	38.0	39.0	40.0	41.0	42.0	43.0	44.0
0.0	63.93	53.64	47.00	40.35	35.98	32.33	28.51	25.85	23.25
45.0	73.68	60.50	53.14	46.77	40.46	36.37	32.05	29.17	26.51
90.0	49.60	43.78	39.08	35.32	31.27	28.45	25.91	23.47	21.09
135.0	50.04	44.62	38.86	34.87	31.50	28.06	25.57	23.14	20.76
180.0	53.36	47.27	41.13	36.81	32.94	29.67	26.18	23.69	20.98
225.0	49.93	44.39	39.69	34.76	31.16	28.17	24.91	22.47	19.87
270.0	68.08	58.84	50.48	44.89	40.24	35.32	31.83	28.95	26.46
315.0	70.74	59.45	50.15	44.01	37.92	33.77	30.28	26.79	24.36
360.0	63.93	53.64	47.00	40.35	35.98	32.33	28.51	25.85	23.25

Intensity data(cd)

C/γ(°)	45.0	46.0	47.0	48.0	49.0	50.0	51.0	52.0	53.0
0.0	20.98	18.82	17.44	16.33	15.28	14.34	13.40	12.73	12.18
45.0	23.47	21.48	19.82	18.43	17.16	15.83	14.89	14.12	13.23
90.0	19.48	18.10	16.61	15.61	14.50	13.78	13.06	12.34	11.85
135.0	19.26	17.66	16.50	15.50	14.61	13.67	13.06	12.45	11.90
180.0	19.26	17.93	16.44	15.44	14.56	13.78	13.01	12.40	11.90
225.0	18.32	17.10	15.78	14.83	14.00	13.34	12.73	12.07	11.51
270.0	23.30	21.15	19.48	18.10	16.61	15.55	14.45	13.73	13.06
315.0	22.03	19.93	17.93	16.66	15.61	14.61	13.62	12.90	12.29
360.0	20.98	18.82	17.44	16.33	15.28	14.34	13.40	12.73	12.18
C/γ(°)	54.0	55.0	56.0	57.0	58.0	59.0	60.0	61.0	62.0
0.0	11.51	11.02	10.52	10.13	9.80	9.41	9.13	8.91	8.64
45.0	12.62	12.07	11.46	10.96	10.46	10.07	9.74	9.47	9.08
90.0	11.35	10.90	10.41	10.02	9.63	9.35	8.97	8.75	8.47
135.0	11.35	10.90	10.52	10.07	9.74	9.41	9.08	8.80	8.52
180.0	11.40	10.85	10.52	10.13	9.74	9.41	9.13	8.80	8.52
225.0	11.07	10.68	10.24	9.85	9.52	9.24	8.97	8.64	8.36
270.0	12.29	11.79	11.35	10.79	10.46	10.07	9.80	9.41	9.13
315.0	11.62	11.13	10.63	10.24	9.91	9.52	9.24	8.97	8.69
360.0	11.51	11.02	10.52	10.13	9.80	9.41	9.13	8.91	8.64
C/γ(°)	63.0	64.0	65.0	66.0	67.0	68.0	69.0	70.0	71.0
0.0	8.36	8.14	7.92	7.69	7.47	7.31	7.14	6.92	6.75
45.0	8.80	8.52	8.30	8.03	7.80	7.64	7.42	7.20	7.03
90.0	8.19	7.97	7.69	7.47	7.31	7.14	6.92	6.75	6.59
135.0	8.19	7.97	7.75	7.53	7.31	7.14	6.92	6.81	6.59
180.0	8.25	8.03	7.80	7.58	7.36	7.20	7.03	6.81	6.59
225.0	8.14	7.86	7.64	7.42	7.25	7.09	6.92	6.75	6.59
270.0	8.86	8.64	8.30	8.08	7.86	7.64	7.47	7.25	7.09
315.0	8.41	8.14	7.97	7.75	7.53	7.31	7.14	6.92	6.75
360.0	8.36	8.14	7.92	7.69	7.47	7.31	7.14	6.92	6.75
C/γ(°)	72.0	73.0	74.0	75.0	76.0	77.0	78.0	79.0	80.0
0.0	6.59	6.42	6.31	6.09	5.92	5.81	5.65	5.42	5.31
45.0	6.75	6.64	6.48	6.31	6.09	5.98	5.81	5.59	5.48
90.0	6.42	6.20	6.09	5.92	5.76	5.59	5.42	5.31	5.15
135.0	6.42	6.25	6.03	5.92	5.70	5.54	5.42	5.26	5.09
180.0	6.48	6.31	6.09	5.98	5.81	5.59	5.48	5.31	5.15
225.0	6.42	6.25	6.09	5.87	5.76	5.59	5.42	5.26	5.20
270.0	6.92	6.75	6.53	6.37	6.20	6.03	5.87	5.70	5.54
315.0	6.64	6.42	6.31	6.14	5.98	5.81	5.70	5.54	5.31
360.0	6.59	6.42	6.31	6.09	5.92	5.81	5.65	5.42	5.31
C/γ(°)	81.0	82.0	83.0	84.0	85.0	86.0	87.0	88.0	89.0
0.0	5.20	5.09	4.98	4.82	4.76	4.59	4.54	4.48	4.37
45.0	5.31	5.20	5.04	4.93	4.76	4.71	4.59	4.48	4.43
90.0	5.09	4.93	4.82	4.71	4.65	4.54	4.48	4.37	4.37
135.0	4.98	4.87	4.76	4.65	4.54	4.43	4.37	4.32	4.32
180.0	5.04	4.87	4.82	4.71	4.59	4.48	4.43	4.37	4.26
225.0	5.04	4.98	4.82	4.71	4.65	4.54	4.43	4.37	4.32
270.0	5.42	5.26	5.15	4.98	4.87	4.76	4.65	4.54	4.48
315.0	5.20	5.15	5.04	4.87	4.76	4.65	4.54	4.48	4.43
360.0	5.20	5.09	4.98	4.82	4.76	4.59	4.54	4.48	4.37

Intensity data(cd)

<b>C/γ(°)</b>	<b>90.0</b>
<b>0.0</b>	<b>4.32</b>
<b>45.0</b>	<b>4.37</b>
<b>90.0</b>	<b>4.43</b>
<b>135.0</b>	<b>4.32</b>
<b>180.0</b>	<b>4.32</b>
<b>225.0</b>	<b>4.32</b>
<b>270.0</b>	<b>4.37</b>
<b>315.0</b>	<b>4.37</b>
<b>360.0</b>	<b>4.32</b>